

Scaled data based on original data using
LM-79-08 Approved Method: Electrical and Photometric Measurements of Solid-
State Lighting Products

Test Report Prepared for
Cooper Lighting Solutions
(formerly Eaton)

Brand: McGRAW-EDISON

Report Number: P197913

Luminaire Tested: **TT-C6-LED-E1-WQ-SG-MS/DIM-8030**

Issue Date: 3/3/2020

Test Information

Test Method: LM-79-08
Report Number: P197913
TEST IS SCALED FROM IESNA LM-79-08 TEST DATA (P115558)
Test Lab: INNOVATION CENTER P2
Issue Date: 3/3/2020
Manufacturer: COOPER LIGHTING SOLUTIONS (FORMERLY EATON)
Product Line: MCGRAW-EDISON
Catalog Number: TT-C6-LED-E1-WQ-SG-MS/DIM-8030
Description: TOPTIER LED PARKING GARAGE LUMINAIRE
WIDE DISTRIBUTION WITH SOFTENING GLASS LENS AND DIMMING OCCUPANCY SENSOR
Light Source: (160) 3000K CCT, 80 CRI LEDS
Ballast/Driver: ELECTRONIC DRIVER

Summary

Lumens per Lamp: N/A
Luminaire Lumens: 7908 lumens
Efficiency: N/A
Efficacy: 73.2 lumens/watt
Luminous Opening: Circular (Dia: 1.12' x H: 0')
IES Classification: Type V - Short - Full Cutoff
BUG Rating: B3 - U0 - G1

Input Watts (W): 108
Input Voltage (V): NR
Input Current (Ain): NR
Voltage Rise (V): NR
Power Factor: NR
Total Harmonic Distortion (THDi): NR
Frequency (hertz): 60
Stabilization Time: NR
Operation Time: NR
Ambient Temperature (°C): NR
Test Distance: 25 FT

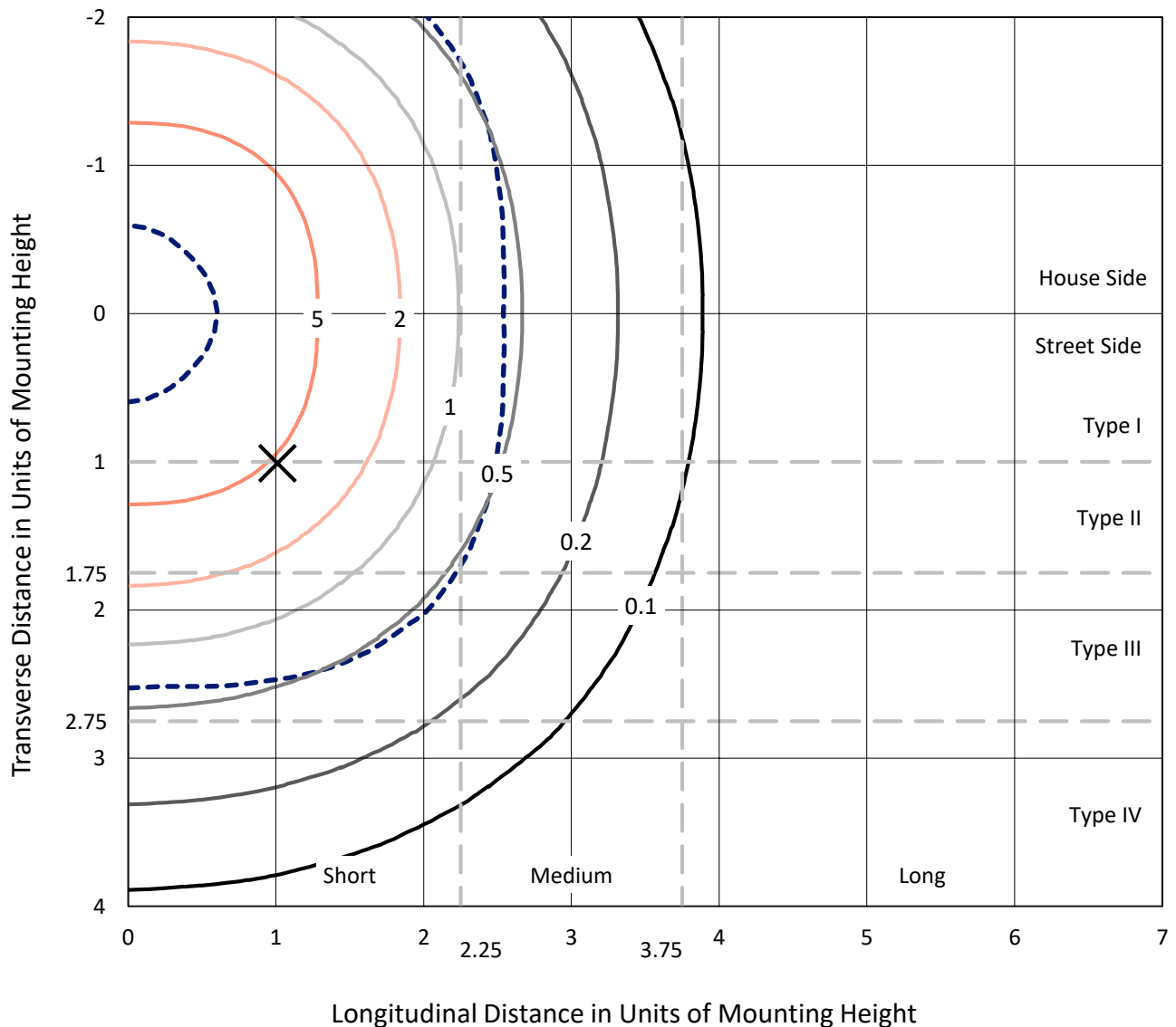


REPORT NUMBER: P197913

CATALOG NUMBER: TT-C6-LED-E1-WQ-SG-MS/DIM-8030

Iso-Footcandle Lines of Horizontal Illumination

✕ Max cd
 - - - 1/2 Max cd

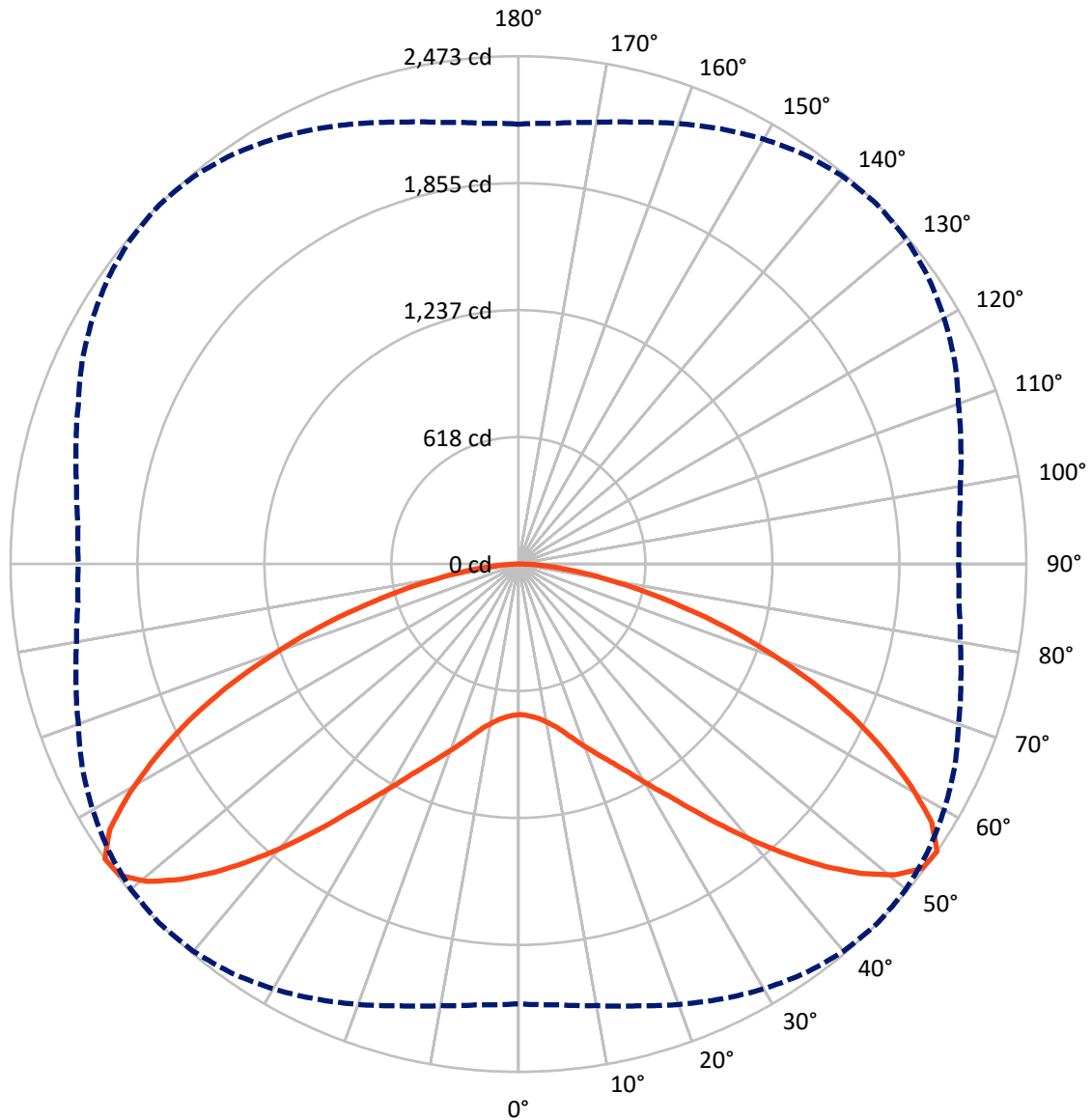


Based on 10 foot mounting height. Maximum calculated value = 8.1 fc
 Type V - Short - Full Cutoff

REPORT NUMBER: P197913

CATALOG NUMBER: TT-C6-LED-E1-WQ-SG-MS/DIM-8030

Luminous Intensity Polar Plot



— Vertical Plane Through 45-Deg Lateral - - - Horizontal Cone Through 55-Deg Vertical

REPORT NUMBER: P197913

CATALOG NUMBER: TT-C6-LED-E1-WQ-SG-MS/DIM-8030

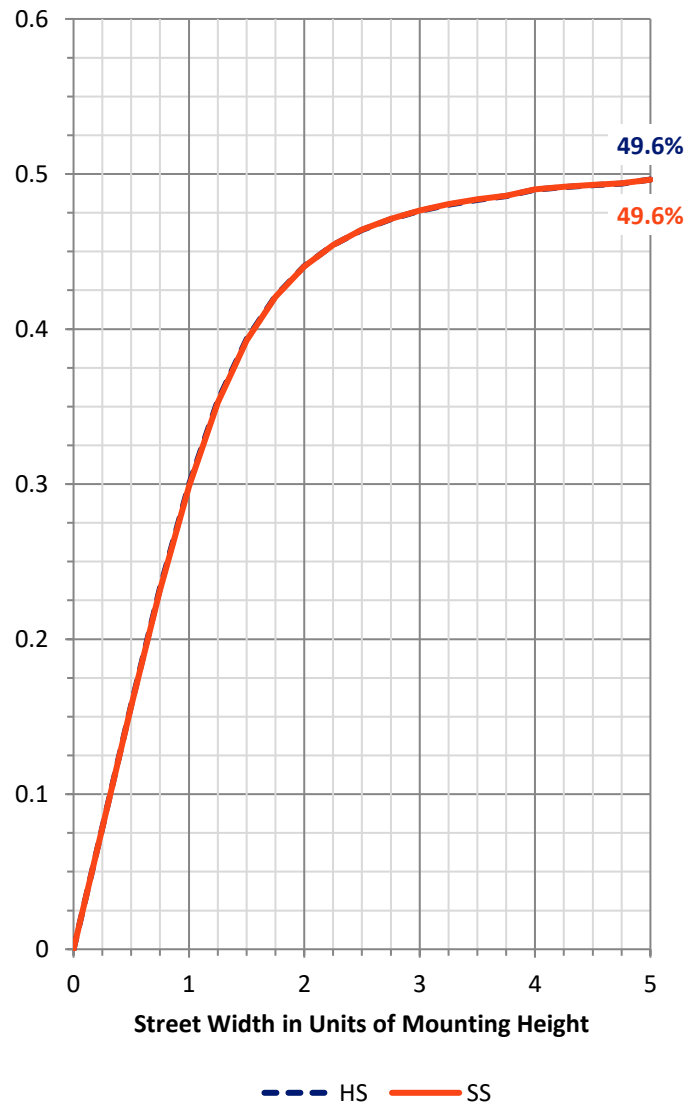
FLUX DISTRIBUTION:

		Downward	Upward	Total
House Side	Lumens	3954.0	0.0	3954.0
	% Fixture	50.0	0.0	50.0
Street Side	Lumens	3954.0	0.0	3954.0
	% Fixture	50.0	0.0	50.0
Total	Lumens	7908.0	0.0	7908.0
	% Fixture	100.0	0.0	100.0

Coefficient of Utilization

ZONAL LUMENS:

Zone	Lumens	% Fixture
0°-10°	72.4	0.9
10°-20°	245.5	3.1
20°-30°	499.9	6.3
30°-40°	912.9	11.5
40°-50°	1550.1	19.6
50°-60°	2018.7	25.5
60°-70°	1632.6	20.6
70°-80°	802.3	10.1
80°-90°	173.7	2.2
90°-100°	0.0	0.0
100°-110°	0.0	0.0
110°-120°	0.0	0.0
120°-130°	0.0	0.0
130°-140°	0.0	0.0
140°-150°	0.0	0.0
150°-160°	0.0	0.0
160°-170°	0.0	0.0
170°-180°	0.0	0.0
0°-90°	7908.0	100.0
0°-180°	7908.0	100.0



REPORT NUMBER: P197913

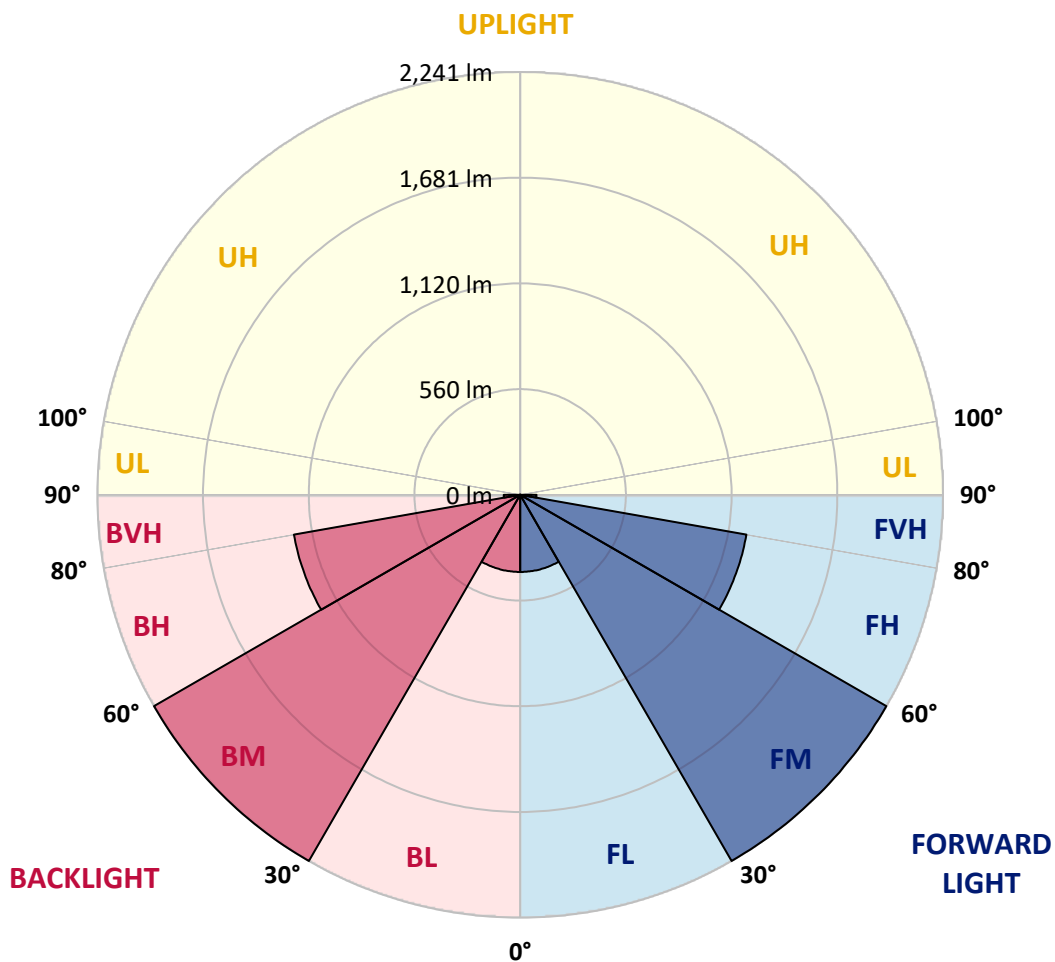
CATALOG NUMBER: TT-C6-LED-E1-WQ-SG-MS/DIM-8030

LUMINAIRE CLASSIFICATION SYSTEM LUMEN TABLE AND BUG RATING:

Zone		Lumens	% Fixture	Zone Rating/Lumen Limit		
				B	U	G
FL	(0°-30°)	408.9	5.2			
FM	(30°-60°)	2240.8	28.3			
FH	(60°-80°)	1217.5	15.4			G1/1800
FVH	(80°-90°)	86.8	1.1			G1/100
BL	(0°-30°)	408.9	5.2	B1/500		
BM	(30°-60°)	2240.8	28.3	B2/2500		
BH	(60°-80°)	1217.5	15.4	B3/2500		G1/1800
BVH	(80°-90°)	86.8	1.1			G1/100
UL	(90°-100°)	0.0	0.0		U0/0	
UH	(100°-180°)	0.0	0.0		U0/0	

BUG Rating: B3-U0-G1

Type V Short





REPORT NUMBER: P197913

CATALOG NUMBER: TT-C6-LED-E1-WQ-SG-MS/DIM-8030

CANDELA DISTRIBUTION (FULL):

	0°	5°	10°	15°	20°	25°	30°	35°	40°	45°	50°
0°	732.8	732.8	732.8	732.8	732.8	732.8	732.8	732.8	732.8	732.8	732.8
2.5°	735.9	735.9	735.9	735.9	735.9	735.9	737.6	737.6	737.6	737.6	737.6
5°	745.7	745.7	745.7	747.3	747.3	747.3	747.3	747.3	747.3	747.3	747.3
7.5°	760.2	758.6	760.2	760.2	760.2	761.9	761.9	760.2	761.9	761.9	761.9
10°	781.2	779.6	781.2	781.2	781.2	782.9	782.9	782.9	782.9	784.6	784.6
12.5°	812.0	810.4	812.0	813.7	812.0	813.7	813.7	813.7	813.7	813.7	813.7
15°	850.9	849.2	850.9	852.4	850.9	854.0	854.0	852.4	852.4	854.0	854.0
17.5°	897.7	894.6	896.1	897.7	897.7	901.0	901.0	899.4	901.0	902.5	901.0
20°	946.2	943.1	944.7	949.5	949.5	951.2	954.3	952.8	954.3	956.0	954.3
22.5°	999.6	998.0	999.6	1004.4	1004.4	1006.1	1010.9	1010.9	1010.9	1012.5	1010.9
25°	1057.9	1056.2	1057.9	1062.7	1062.7	1066.0	1072.4	1072.4	1074.1	1075.7	1074.1
27.5°	1125.9	1124.2	1127.4	1132.3	1134.0	1138.8	1146.9	1148.5	1150.0	1151.7	1148.5
30°	1205.1	1201.8	1206.6	1214.7	1218.0	1224.5	1234.2	1237.4	1239.0	1243.8	1240.7
32.5°	1295.6	1292.5	1298.9	1308.5	1313.5	1323.1	1336.2	1339.3	1344.1	1347.4	1342.6
35°	1402.3	1400.8	1407.3	1421.9	1430.0	1441.2	1459.1	1463.9	1467.2	1473.6	1467.2
37.5°	1520.5	1518.8	1530.2	1546.4	1561.0	1578.7	1598.1	1606.2	1611.1	1619.2	1611.1
40°	1651.5	1649.8	1664.4	1683.9	1701.6	1724.3	1748.6	1759.9	1769.6	1777.7	1768.0
42.5°	1785.8	1785.8	1803.5	1824.6	1850.5	1878.0	1905.5	1918.4	1934.6	1939.4	1928.1
45°	1915.2	1916.7	1934.6	1960.4	1997.6	2033.2	2064.0	2080.2	2097.9	2102.8	2088.3
47.5°	2038.2	2039.8	2055.9	2089.9	2132.0	2172.3	2209.6	2232.2	2249.9	2251.6	2240.3
50°	2138.4	2144.9	2165.9	2196.7	2240.3	2282.4	2327.7	2356.8	2374.5	2379.5	2368.1
52.5°	2177.3	2188.5	2212.9	2251.6	2301.7	2345.4	2395.5	2432.7	2453.8	2461.9	2452.3
55°	2141.6	2154.6	2183.7	2227.4	2282.4	2337.3	2389.1	2432.7	2461.9	2473.3	2463.5
57.5°	2062.3	2064.0	2093.1	2136.8	2186.9	2243.5	2293.6	2334.1	2361.6	2373.0	2371.4
60°	1924.8	1924.8	1952.4	1994.5	2033.2	2091.4	2133.6	2164.2	2183.7	2196.7	2193.3
62.5°	1740.5	1740.5	1764.7	1808.3	1847.2	1897.4	1937.9	1970.2	1983.1	1997.6	2000.9
65°	1535.0	1535.0	1557.7	1601.4	1636.9	1682.3	1721.0	1751.8	1764.7	1782.5	1779.2
67.5°	1316.6	1315.1	1336.2	1373.2	1407.3	1449.3	1486.5	1515.7	1530.2	1551.2	1536.7
70°	1091.8	1091.8	1109.7	1138.8	1162.9	1205.1	1240.7	1269.8	1281.1	1298.9	1290.8
72.5°	878.4	876.7	891.3	913.9	933.3	970.5	991.5	1024.0	1033.6	1057.9	1045.0
75°	685.8	682.6	693.9	710.1	723.0	747.3	763.5	789.4	797.5	813.7	807.2
77.5°	516.0	514.4	519.2	530.6	540.2	559.7	566.2	579.1	585.5	601.7	588.8
80°	370.4	365.6	370.4	376.9	380.2	394.8	396.2	401.2	404.4	415.8	402.7
82.5°	249.2	242.7	245.9	250.7	250.7	258.8	260.4	258.8	265.2	268.5	262.1
85°	142.3	137.5	139.1	142.3	140.8	145.6	145.6	143.9	148.7	148.7	145.6
87.5°	47.0	43.7	45.3	47.0	47.0	48.5	50.1	48.5	51.8	51.8	48.5
90°	0.0	0.0	0.0	0.0	0.0	0.0	0.0	0.0	0.0	0.0	0.0



REPORT NUMBER: P197913

CATALOG NUMBER: TT-C6-LED-E1-WQ-SG-MS/DIM-8030

CANDELA DISTRIBUTION (continued):

	55°	60°	65°	70°	75°	80°	85°	90°
0°	732.8	732.8	732.8	732.8	732.8	732.8	732.8	732.8
2.5°	737.6	737.6	737.6	737.6	737.6	737.6	737.6	737.6
5°	747.3	747.3	747.3	747.3	747.3	745.7	745.7	745.7
7.5°	761.9	761.9	761.9	761.9	761.9	760.2	760.2	760.2
10°	784.6	782.9	782.9	782.9	782.9	781.2	782.9	781.2
12.5°	813.7	815.2	815.2	813.7	815.2	812.0	812.0	812.0
15°	854.0	852.4	852.4	852.4	852.4	850.9	850.9	850.9
17.5°	899.4	899.4	897.7	897.7	896.1	894.6	894.6	894.6
20°	952.8	951.2	949.5	947.9	946.2	943.1	941.4	941.4
22.5°	1007.7	1006.1	1004.4	1002.9	1001.3	998.0	994.8	994.8
25°	1069.1	1066.0	1064.3	1061.2	1057.9	1054.6	1053.1	1051.4
27.5°	1143.6	1140.4	1135.5	1130.7	1124.2	1122.6	1119.4	1119.4
30°	1232.6	1227.8	1221.2	1213.2	1206.6	1200.2	1197.0	1195.4
32.5°	1336.2	1329.7	1318.3	1308.5	1297.3	1290.8	1286.0	1282.7
35°	1457.4	1447.7	1434.8	1420.2	1405.6	1394.4	1386.3	1386.3
37.5°	1599.7	1585.2	1565.8	1547.9	1526.9	1514.0	1504.3	1497.8
40°	1755.1	1734.1	1709.7	1687.1	1662.9	1645.0	1630.5	1632.1
42.5°	1908.8	1890.9	1861.8	1834.3	1803.5	1779.2	1761.5	1759.9
45°	2070.4	2047.7	2012.2	1976.6	1941.0	1911.9	1890.9	1887.6
47.5°	2220.8	2196.7	2154.6	2110.9	2072.1	2039.8	2017.1	2013.8
50°	2343.9	2314.8	2271.1	2224.1	2182.1	2146.5	2122.2	2115.7
52.5°	2423.1	2390.7	2343.9	2287.2	2242.0	2201.4	2172.3	2164.2
55°	2436.1	2394.0	2343.9	2280.7	2230.6	2185.2	2153.0	2143.2
57.5°	2347.0	2301.7	2256.5	2201.4	2151.3	2102.8	2076.9	2064.0
60°	2174.0	2138.4	2101.2	2051.1	2010.7	1965.4	1944.3	1937.9
62.5°	1975.0	1944.3	1910.3	1858.6	1824.6	1784.2	1764.7	1756.7
65°	1761.5	1726.0	1693.5	1651.5	1614.3	1580.4	1552.9	1549.6
67.5°	1525.3	1488.2	1460.6	1423.5	1386.3	1353.9	1336.2	1326.4
70°	1276.3	1245.5	1218.0	1177.5	1153.3	1122.6	1109.7	1099.9
72.5°	1028.8	1010.9	977.0	951.2	923.7	899.4	891.3	881.5
75°	795.8	774.8	749.0	732.8	711.8	698.9	692.2	685.8
77.5°	583.9	566.2	551.6	545.2	535.4	522.5	517.7	512.7
80°	404.4	396.2	386.7	385.0	378.5	368.8	367.1	365.6
82.5°	262.1	257.3	254.0	254.0	250.7	244.2	242.7	242.7
85°	145.6	143.9	145.6	143.9	140.8	137.5	137.5	137.5
87.5°	48.5	48.5	50.1	51.8	47.0	47.0	45.3	45.3
90°	0.0	0.0	0.0	0.0	0.0	0.0	0.0	0.0

(END OF REPORT)